

CANADA'S

style at home

30+
pages
of
outdoor
decorating
ideas

SUMMER

INDOORS & OUT

+ MODERN STYLE
BEACH HOUSE
*Canada's West Coast Meets
the Hamptons*

THE ITALIAN SENSE OF BEAUTY

60
YEARS
together

LIBERAMENTE design Vuesse

KITCHENS, LIVING AND BATHROOMS

Flagship Stores NEW YORK, MIAMI, LAS VEGAS - SCAVOLINI IN CANADA: SCAVOLINI STORE TORONTO 1330 Castlefield Ave, Toronto, Tel: 416.961.2929
SIEMA KITCHEN AND BATH 1854 W 4th Ave, Vancouver Tel: 604.569.1530 - SCAVOLINI IN USA: SoHo, NY - Midtown, NY - Miami, FL - Las Vegas, NV - Brooklyn,
NY - Los Angeles, CA - Orange County, CA - Roseville, CA - San Gabriel, CA - Aventura, FL - Chicago, IL - Boston, MA - Detroit, MI - Bergen County, NJ

For business opportunities Scavolini USA, Inc. Tel. 212.334.6776 - contact@scavoliniusa.com
Scavolini S.p.A. Italy +39 0721443333 - contact@scavolini.com - www.scavolini.com



MADE IN ITALY
CERTIFIED

SCAVOLINI™

KOMMA



A Patch of PARADISE

One of my favourite things about summer is how easy it is to move from inside to outside. There are no boots. No hats. No bulky parkas. We just walk outside, maybe after a quick check in the hall mirror, maybe a change of shoes. Or maybe not.

Probably the best thing about working from home is taking a coffee break on your own balcony or patio. The warmth of the sun, the scents – is there anything better? No wonder we're spending more time than ever in the garden. I'm no green thumb, but I love Emily Yewchuk's greenhouse (page 48) in Comox, B.C. And I might not live in Los Angeles, but I think we can learn a thing or two about designing outdoor spaces from our friends to the south. That's why I've included "A Place for Peace" (page 28) in this issue. Wait till you see the backyard that Shanty Wijaya designed, complete with a prefab studio, spa and dining area. That set-up would work just as well in our northern climate. I also admire how Laura Fremont (page 50) turned the decks at her rental property into a "tree-top paradise." Stylish accessories and furniture personalized her outdoor space and that's easy to do, with so many choices from retailers of outdoor furnishings.

But, personally, I don't worry if my patio chairs don't match. When the sun goes down and the patio lights go up (on a dimmer, of course), nothing can keep me from savouring every moment of this sweetest, shortest season. I hope you do, too.

✉ veronique.leblanc@tva.ca **f** facebook.com/styleathome
t [@styleathome](https://twitter.com/styleathome) **i** instagram.com/styleathome

styleathome

JULY/AUGUST 2021



56

HOMES

56 IT'S A FAMILY AFFAIR

A new-build disguised as a French country house is the breezy backdrop for this family's memories-in-the-making.

68 THE GOOD LIFE

Roxane Joly's love of fine dining, travel and nature helped her put down roots in Carignan, Quebec.

80 COASTAL ZONES

A designer gives a Hamptons-inspired beach house feel to her home on Canada's relaxed West Coast.

COLUMNS

07 STYLE NEWS

The best home decor products, the hottest trends and the most inspiring ideas.

16 DESSERT OF THE MONTH

Our Dutch Baby with Custard and Berries transforms simple ingredients into a delicious dish for a summer brunch or dessert.

24 HIGH OR LOW

Whether your budget is lavish or limited, patio perfection is within reach. Can you tell which outdoor accoutrements are a save and which are a splurge?

40 INSIDER'S VIEW

Designer Darryl Carter on how to make your treasured antiques look fresh and modern.



80



16

Bring on the berries
— the perfect
fruity accompaniment
for a custardy
Dutch Baby.



68



50

92

Thank you, Atlantic Canada, for this drool-worthy lobster roll – for sure, it's the catch of the day.



DECORATING

14 MIX & MINGLE

It's hot and sunny. Celebrate with colours and furniture that match the mood, but not each other.

20 STEPPING OUT

It's official. We're all mad for summer. Bring indoor style outside to maximize comfort all season long.

28 A PLACE FOR PEACE

Natural materials bring serenity to a backyard prefab.

32 VIEW TO A THRILL

A cottage design draws on the beauty of its lakeside setting.

36 FIELD OF DREAMS

One couple transforms an acre of farmland into a blooming garden.

38 FLOWER POWER

Idle away a summer day by making these botanical crafts.

42 ROOM FOR ALL

Designed for together time, this cottage is all about family life.

48 GLASS ACT

A photographer's backyard greenhouse is picture perfect.

50 LOVE THE ONE YOU'RE WITH

How a designer gave her heart – for a time – to a Toronto rental.

FOOD

92 CATCH THE WAVE

Savour today's East Coast cuisine with recipes from *A Rising Tide* by DL Acken and Emily Lycopulus.

REGULARS

FROM OUR EDITOR 3

WORKBOOK 96

SPOTLIGHT 98



ON THE COVER

The unpretentious beauty of Muskoka, Ont., influenced the design of this gorgeous custom build.

COVER PHOTOGRAPHY
West of Main

styleathome

at your service

As a *Style at Home* subscriber, you can expect the best in subscription service. If you have any questions about your subscription, please get in touch with us at the website, phone number or address listed below. In order to help us locate your file, please provide your current mailing label or the information on it.

SUBSCRIPTION EXPIRY To find out when your current subscription expires, check the mailing label. The labels are printed several weeks before the issue is mailed, so please give us six to eight weeks advance notice for renewals and changes of address in order to avoid missing an issue.

BILLING & RENEWAL NOTICES Invoice and renewal notices are printed one week before they're mailed to you. With delivery time, it's possible that your payment or renewal order will cross in the mail with our invoice or renewal notice. If you receive yet another invoice or notice, please contact us immediately.

WRAPPER/PERFUME STRIP

We occasionally mail your issue in a protective wrapper and/or insert a perfume strip in the magazine. If you'd rather receive the magazine without a wrapper or a strip, please let us know.

PRIVACY POLICY On occasion, we make our subscriber list available to carefully screened organizations whose products or services might be of interest to you. If you prefer to have your name and postal address removed from this list, please contact us. For the complete privacy policy, please view Privacy Policy at styleathome.com.

MAIL STYLE AT HOME, P.O. Box 814,
Markham Station, Markham, ON L3P 7Z6
CALL 1-800-387-6332
Complete subscriber services are available
online at styleathome.com.

styleathome

VOLUME 24 ISSUE 05

Vice-President, TVA Publications Lyne Robitaille
Publisher, Monthly Magazines Martine Aubin
Publication Director Véronique Leblanc
Art Director Isabelle Dubuc
Features Editor Kathleen Dore
Copy Editor Katie Moore
Contributing Editor Karl Lohnes

ONE EASY WAY TO REACH US: FIRSTNAME.LASTNAME@TVA.CA

PRINTING

Printed at Transcontinental RBW Graphics, a division of Transcontinental Printing 2005 G.P., 2049 20th St. E., Owen Sound, ON N4K 5R2.
All reproduction requests must be made to COPIBEC (paper reproductions at 800-717-2022) ISSN: 1915-8998

DISTRIBUTION

Distributed by Comag

SUBSCRIPTIONS: 1-800-387-7244, STYLEATHOME.COM

STYLE AT HOME, Sub. Dept., P.O. Box 814, Markham Station, Markham, ON L3P 7Z6. Send address changes to the post office box address above, including the mailing label from your latest issue. Allow eight weeks for changes.

SUBSCRIPTION PRICES

Canadian subscriptions: **1 year = \$34.95** (plus taxes)
U.S. subscriptions: **1 year = \$90.00** (payable in advance)
International subscriptions: **1 year = \$180.00** (payable in advance)
Digital editions are available on Molto, Zinio, PressReader and Ebsco.
We occasionally use our subscriber list for marketing purposes, or share it with carefully selected companies whose products may be of interest to you. If you do not want your name to appear on this list, please notify us in writing.
Canadian Postmaster: Return undeliverable Canadian addresses to Style at Home, 123 Front Street West #909, Toronto, ON, M5J 2M2. Publications Mail Agreement 41557548, PAP Registration 08282. Postage paid at Gateway in Mississauga, ON.

OUR PRIVACY POLICY

The reproduction of written material, illustrations or photographs from this magazine is prohibited. Although all possible precautions have been taken to ensure that the information contained in *Style at Home* is accurate, it is understood that the magazine cannot be held responsible for errors or omissions that may occur in relation to the use or presentation of this information. The articles in this magazine are the exclusive responsibility of their authors.

Style at Home is published 9 times a year (except for occasional combined, expanded or premium issues) by TVA Publications Inc., 123 Front Street West #909, Toronto, ON M5J 2M2; 416-733-7600; groupe TVA.ca.

OPERATION & PRODUCTION

Director of Operation and Production, Magazines and Newspapers Johanne Perron
Production Coordinator Martine Lalonde

MARKETING, COMMUNICATIONS & EVENTS

Senior Marketing and Circulation Director Martine Aubin
Marketing Director Audrey Corriveau
Assistant Marketing Director Marie-Josée Smith
Project Manager Olga Goncalves-Costa
Director, Newsstand Sales Michel Nivischiuk
Director Circulation Evelyne Labonté

ADVERTISING SALES, TORONTO

416-227-8248 (patricia.mixemong@quebecormedia.com)
General Sales Manager Patricia Heckmann
Senior Director, Media Solutions Jérôme Leys
Sales Experts, Magazines Cathy Ellis, Andrea McBride, Vanessa Watson

ADVERTISING SALES, MONTREAL

514-598-2880 (ventespublicitaires@tva.ca)
Principal Vice-President, Sales Patrick Jutras
General Manager, Media Solutions Marie-Josée Fournier
Senior Director, Magazines & Newspapers Kimberley Rouse
Senior Directors Karl Berthomé, Geneviève Brodeur
Sale Expert, Magazines Vickie Bouthillier
Coordinator Rosina De Rose

QUEBEC CITY AND REST OF QUEBEC

418-688-9330 ext. 7500
General Sales Manager Nathalie Langevin

ADVERTISING SALES, USA

Francis Gauthier 416-227-8301

CONTENT MARKETING & CREATIVE MEDIA SOLUTIONS

Media and Content Strategist Jeremie Marcoux
Project Management and Production Inga Tangreda

SENIOR MANAGEMENT, TVA GROUP INC.

President and CEO of TVA Group Inc. France Lauzière
Senior Vice-President and Chief Operating Officer Martin Picard
President of Human Resources Jean-François Reid
Vice-President of Communications Véronique Mercier
Vice-President of Finances Anick Dubois



Funded by the Government of Canada



For any comments, please email letters@styleathome.com
©2021 TVA Publications Inc. All rights reserved.



style news

PAINT PALETTE *of the month*



Beauti-Tone **COOL ELEGANCE**
C11-6-0517-0, Home Hardware,
homehardware.ca.



Beauti-Tone **DÉJÀ VU**
C2-5-0469-0, Home Hardware,
homehardware.ca.



Behr **COUNTRY WEEKEND**
MQ6-40, Home Depot,
homedepot.ca.



Behr **GRASSLANDS** P410-7,
Home Depot, homedepot.ca.

WE'RE INSPIRED BY...

fresh, clean greens with a cool, minty undertone, whether in a barely-there shade or darker, like woodland ferns. Pair these greens with white, grey and black for an Art Deco-inspired elegance reminiscent of 1930s Hollywood. Add a touch of gold and your rooms will be ready for the big screen.



Mint Green

1 Globe Electric **TABLE LAMP**, \$66, Amazon. 2 Fabrikör **CABINET**, \$249, IKEA. 3 Eloise **SOFA**, \$999, Structube. 4 **VASE**, \$1,140, 3 Femmes et 1 Coussin. 5 Glass **VASES**, \$33 each, Véronneau. 6 Cutipol Goa **CUTLERY SET**, 24 pieces, \$606, Amara. 7 Kasiko Celadon **COUNTER STOOL**, \$359, Article. 8 Smeg **ESPRESSO MACHINE**, \$750, Best Buy. 9 **CUSHION**, \$39, Otella. 10 Light Cotton **CANDLE**, \$30, Zara Home. 11 Oldham **THROW**, \$78, Wayfair.



Top Drawer Fridge

WE LOVE THE NEW REFRESHMENT CENTER DRAWER IN BOSCH'S 800 SERIES FRENCH DOOR REFRIGERATOR. ITS GLASS FRONT LETS YOU SEE AT A GLANCE WHAT BEVVIE YOU'RE REACHING FOR - NO NEED TO OPEN THE DOOR AND WASTE ENERGY WHILE LOOKING FOR YOUR FAVOURITE BOTTLE. FIVE PRE-PROGRAMMED SETTINGS LET YOU CUSTOMIZE THE COMPARTMENT FOR THE PERFECT SERVING TEMPERATURE.

800 Series French Door Bottom Mount, from \$5,579, bosch-home.ca.



FEATHER YOUR NEST

Japandi takes on a maximalist flourish in Wallsauce's Crane collection of made-to-measure wallpaper murals. The distinctive influence of historical Japanese decorative arts gives a lyrical beauty to the designs on offer, but pared-back Scandi-inspired line patterns keep the look modern and fresh. Statement walls just got bolder, brighter and more beautiful.

From US\$5.76 per square foot, wallsauce.com.



FIT TO PRINT

It isn't hyperbolic to say that the Corail table from Roche Bobois is one of a kind. Step one is that the client designs the woven concrete base with a Roche Bobois adviser or downloads software and creates their own design, so each base is a unique shape, size and complexity. The digital file is then sent to a local 3D printer equipped with the technology to print the base! The concrete sets as it is poured in a process similar to how coiled pottery is formed. It's ready for delivery in 10 days. The price is admittedly prohibitive for most, but the innovation signals an evolution in customization that will likely eventually become more accessible.



The poured concrete base is formed by a 3D printer.

\$19,180, rochebobois.com.

On the Surface

Outdoor kitchens are a hot commodity, with the market for products and finishes expanding every season to meet demand. Caesarstone's latest addition to the trend is their Outdoor Collection of quartz countertops that offer all the stain-resistance and easy-care maintenance of quartz indoors, but now fabricated to withstand rain, snow or sun, UV rays and even extreme environmental conditions. Perfect for poolside bars and custom patio dining tables, too.

caesarstone.ca



IN STYLE OUTSIDE

"Outdoor spaces are essential for our well-being and are becoming an even more integrated part of our homes," says Kalina Todorova, visual merchandising manager for BoConcept. She says the dominant trend in outdoor decor is multi-functionality. "Flexible seating arrangements allowing for easy reconfiguration, comfortable chaise lounges, easy-to-move-around tables and chairs are all important elements." If you want the look of your outdoor

space to last, Kalina advises choosing neutral hues on big pieces like sofas, then layering in bold colours, as well as investing in good quality furniture in timeless designs. Since BoConcept was founded in Denmark, it's no surprise *hygge* is key for Kalina, who says, "Candlelight, cozy pillows and blankets, beautiful pots and vases, functional trays, all play a roll in making time outdoors more personal and special." We couldn't agree more.



A CUPPA CANADA

Ideal for the cottage, chalet or a downtown condo – Le Creuset Canada's Canadian Destination collection of stoneware mugs celebrates some of our nation's most iconic landmarks, including Vancouver's Canada Place, Montreal's Mount Royal and Toronto's CN Tower. We think these will make great Canada Day gifts.

\$30 each, lecreuset.ca.



LOOKING FOR DECORATING INSPIRATION?

visit **styleat home.com**



Join the community



3D BARTENDER

Serve up some quirky cocktails with these flavoured figurines that are printed using 3D food printing technology. Fancy a Mai Tai, Margarita or G&T? No problem. Simply drop the appropriate 3D-printed figure into a cocktail glass, add alcohol and still or sparkling water, then stir, serve and sip. Welcome to the third dimension in bartending.

\$3 per portion, poseidn.com.



The Art of Craft

A fireclay Shaws sink is an original – each is handmade by a craftsman. Now Shaws' new Gallery collection brings artistic flare to their traditional apron-front sink. Patterns – from floral and botanical motifs to more abstracted modern designs – are fired into the sink on the apron front, similar to how a ceramic artist might embellish a vase, elevating the kitchen sink from functional to focal point.

Wild Grass design, from \$2,334, houseofrohl.ca.



Brusen powder-coated-steel outdoor sofa, \$329, ikea.ca.

DRAWING THE LINE

IT'S ALL ABOUT STRONG LINES IN OUTDOOR FURNITURE THIS SUMMER, WHETHER YOU OPT FOR NATURAL LOOKING WOVENS OR BRIGHT, COLOURFUL GRAPHIC METALS. CORDS, RAILS, BAMBOO OR WOOD - THE MATERIALS VARY, BUT THE LINE HOLDS STRONG.



Lapel, by Busetti Garuti Redaelli, \$870, ligne-roset.com.



THIN AND SHEDDING HAIR

I PANICKED – I LOST SO MUCH HAIR



Jeanne is 60 and has been active all her life, playing sports and walking in nature. After a surgery a few years ago, she lost a lot of hair.

“It made me sad and somewhat desperate. I then came across an article about a lady, who was taking a supplement with hair nutrients, which help nourish, vitalize and strengthen the hair, so I got curious. I called my pharmacy to ask about the product, and since the pharmacist explained that customers were really happy with it, I chose to give it a try.

PEOPLE TELL ME I DON'T LOOK MY AGE ANYMORE

I have been taking the Hair Volume™ for a year now, and I am thrilled. My hair is healthy, full and looks nice again. The big difference was how the shedding decreased. Hair is so important to me and since it improved so much lately, people are starting to notice. The best thing is that they tell me I don't look my age”, Jeanne says delighted.*

THE VITAL HAIR NUTRIENTS FOR BEAUTIFUL HAIR

Thanks to the hair roots, our hairs can draw nutrients from the bloodstream, and use them for growth, health and vitality. Hair Volume is a Swedish herbal tablet that works from the inside out to bring nutrients to your hair. It contains an apple extract rich in Procyanidin-B2, a hair-growth factor, as well as horsetail extract, rich in silicon and l-cysteine, an essential amino acid for the synthesis of keratin, the main constituent of hair. Their actions are further complemented by biotin and zinc, essential for hair beauty.



TEST YOURSELF:

	YES	NO
Is your hair looking dull and thin?	<input type="radio"/>	<input type="radio"/>
Do you experience hair shedding?	<input type="radio"/>	<input type="radio"/>
Are your nails brittle?	<input type="radio"/>	<input type="radio"/>
Do you want to nourish your hair naturally?	<input type="radio"/>	<input type="radio"/>
Are you looking for more hair volume and shine?	<input type="radio"/>	<input type="radio"/>

SOUNDS LIKE YOU? YOU SHOULD TRY HAIR VOLUME™



Hair Volume™ has won several beauty awards and is today the No.1 selling hair nutrient supplement in the world.



*Results may vary. Please read the information on the box to determine if this product is right for you. This product is not intended to diagnose, treat, cure or prevent any disease.



For Information & Advice:

CALL US:
1-877-696-6734

ONLINE SHOP:
newnordic.ca

Mix & Mingle

It's hot and the sun is shining. Celebrate with a setting where colours and furniture match the mood, but not necessarily each other. **STYLING** JULIE LAPOINTE | **PHOTOGRAPHY** BRUNO PETROZZA





The New Mixology

A HAPPY, CAREFREE MIX OF DISHES AND FURNITURE CAPTURES THE RELAXED VIBE OF SUMMERTIME ENTERTAINING. MISMATCHED BUT COORDINATING DECOR ISN'T ONLY OKAY, IT'S ALSO MORE VISUALLY COMPELLING. FINISH OFF WITH A BOLDLY PATTERNED COLOURFUL CARPET OF A STURDY OUTDOOR MATERIAL THAT WITHSTANDS SUN AND RAIN.

Opposite Aluminum **TABLE** for 6 people, \$2,499; black moulded-plastic **CHAIRS**, \$148 each; Must. Green moulded-plastic **CHAIRS**, \$148 each, Nüspace. Oval vinyl 60" x 90" **TABLECLOTH**, \$14, Simons. Long wood serving **PLATE**, \$20, Bouclair. Tömmerby 5'3" x 7'7" indoor/outdoor **RUG**, \$89; stoneware **PLANTER**, \$8; artificial **PLANT**, \$20; IKEA.

Happy Hour

SIMPLICITY IS THE KEY TO SUCCESS - AND TO A HAPPY HOST - IN OUTDOOR SETTINGS. MIXING TEXTURES AND COLOURS SHOWS A RELAXED ATTITUDE TO DECOR AND ENTERTAINING.

Above Rattan **SIDE TABLE**, \$129, Urban Barn. Small patterned cotton **CUSHION**, \$38, Buk & Nola. Large pink linen **PILLOW**, \$100; mosquito net **PLATE COVER**, \$23; Casa Luca. Mango wood **PLATE** (under the platter), \$20, Bouclair. Xenia Taler small bamboo **PLATE**, \$44 for 4; bamboo **CUTLERY**, \$20 for 3 pieces; Boutique DDD. Paper **PLACEMAT**, \$10; cotton **NAPKIN**, \$5; Simons. Plastic stemmed **GLASS**, \$13 for 4, HomeSense. Acrylic water **GLASS**, \$6, Crate and Barrel. Stoneware **PLANTER**, \$8; artificial **PLANT**, \$20; IKEA. **Right** Xenia Taler bamboo **PLATES**, \$52 for 4 (dinner), \$44 for 4 (small), DDD. Round acacia **TRAY**, \$60; stainless-steel **CUTLERY**, \$33 for 16 pieces; Boutique Kozy. Bamboo **LANTERN**, \$14, Zone. Plastic stemmed **GLASS**, \$13 for 4, HomeSense. Acrylic water **GLASS**, \$6, Crate and Barrel. Cotton **NAPKIN**, \$31 for 4, VdeV. Small wood **BOWL**, \$7, H&M Home.



Dutch Baby with Custard & Berries

Simple ingredients transform into the sublime in this delicious dish that will elevate Sunday morning brunch or serve as a delicious after-dinner dessert.

RECIPE SUZANNE DUQUETTE
FOOD STYLING DENYSE ROUSSIN
PHOTOGRAPHY TANGO
STYLING CAROLINE SIMON

INGREDIENTS

SERVES 4

Custard

- 1½ cups homogenized milk
- 1 tsp vanilla
- 2 egg yolks, at room temperature
- ½ cup granulated sugar
- 2 tbsp all-purpose flour
- Pinch salt
- 2 tbsp unsalted butter, cubed
- 1½ cups mixed fresh blueberries and blackberries

Dutch Baby

- 3 eggs, at room temperature
- ¾ cup homogenized milk, at room temperature
- ½ cup all-purpose flour
- ¼ cup granulated sugar
- ½ tsp vanilla
- Pinch salt
- 3 tbsp clarified butter or vegetable oil
- 1 tbsp lemon juice

DIRECTIONS

Custard In saucepan, heat milk and vanilla over medium-high heat until bubbles form around edge. Remove from heat; set aside. Meanwhile, in large bowl, whisk together egg yolks, sugar, flour and salt. Gradually whisk in hot milk mixture. Transfer to saucepan; return to stovetop and simmer over medium heat, stirring constantly, about 3 minutes. Remove pan from heat; whisk in butter, a few cubes at time, ensuring that each addition is fully incorporated before adding the next one. Transfer to bowl; cover surface directly with plastic wrap; let cool at room temperature. Custard can be made ahead and refrigerated for up to 4 days.

Dutch Baby Preheat oven to 425°F. In bowl, whisk together eggs, milk, flour, sugar, vanilla and salt. Heat 10-inch cast-iron skillet over high heat; add clarified butter, heating until pan is very hot. Pour in batter; cook just until edge starts to crisp up, about 1 minute. Transfer skillet to oven; bake until pancake is golden and puffed up, about 20 minutes. Remove pan from oven; brush pancake with lemon juice. Spread ½ cup custard over pancake and top with berries. Serve immediately with remaining custard.



tip

You can prepare the pancake batter by putting all the ingredients in a food processor. Mix until you obtain a smooth and homogeneous paste. Do not overmix.



◀ Jasper **BOWL**, from \$5, VdeV, vdevmaison.com.



Jelli reversible marble **CUTTING BOARD**, from \$14, Crate and Barrel, crateandbarrel.ca.



▶ Wood and silicone **WHISK**, \$20, Zara Home, zarahome.com.



▲ Fitz and Floyd **GOBLETS**, \$51, set of 4, Bed Bath and Beyond, bedbathandbeyond.ca.



Staub Metallic 11-inch **FRY PAN**, \$310, Crate and Barrel, crateandbarrel.ca.



shopping

▼ Dooley **DISH TOWELS**, from \$25, set of 2, Crate and Barrel, crateandbarrel.ca.



▲ Rainbow **TRIVETS**, \$31 each, Oyoy Living, oyoylivingdesign.com.

▼ Hudson **EGG CRATE**, \$29, Wayfair, wayfair.ca.




join

the Canadian Living community
on our website and social media!


Cook & Eat



Fashion & Beauty



Life & Community



Health & Fitness

Home & Garden

CanadianLiving.com



Stepping Out

It's official. We're all mad for summer and living life outdoors. Bring indoor comfort outside to maximize style all season long.

STYLING JULIE LAPOINTE | PHOTOGRAPHY BRUNO PETROZZA



Oh, So Pretty

Look to your favourite flower gardens for a palette of delicate white, pink and other pale or pastel colours to brighten and lighten an outdoor conversation area. Bonus: light colours reflect the sun for a cooling effect.

Aluminum, textilene and rope **LOVESEAT**, \$429; **ARMCHAIR**, \$299; metal **NESTING TABLES**, \$229 and \$179; Must. Polyester outdoor floor **CUSHION** (on ground), \$145; melamine and bamboo toucan **PITCHER**, \$32; Bref. Plain pink linen **CUSHION** (on the ground), \$100; grey wood **LANTERN**, \$52; ceramic pink **VASE**, \$24; Casa Luca. White rattan **LANTERN**, \$25; mango wood **PLATE**, \$20; Bouclair. Patterned cotton **PILLOW** (on sofa, left), \$38; cotton **CUSHION** (on chair), \$38; pompom cotton **THROW**, \$148; Buk & Nola. Organic cotton **CUSHION COVER** (on sofa, right), \$15; small wood **BOWL**, \$7; H&M Home. Cotton graphic-pattern **CUSHION** (on ground), \$40, Indigo. Artificial **PLANT**, \$25, Véronneau. Ceramic **FLOWERPOT**, \$48, VdeV. Acrylic **GLASS**, \$4, HomeSense.





NO NEED TO BUY A SET OF MATCHING OUTDOOR FURNITURE. THE HOT TREND IS TO MIX SINGLE PIECES. MAKE IT FLOW VISUALLY BY CHOOSING SIMILAR MATERIALS, STYLES AND COLOURS.



Black, Naturally

So popular indoors, materials like rattan and jute are a natural choice, you might say, outdoors. Add black and the look is a tad more tailored and sophisticated, but still relaxed.

Modular **SOFA** and **COFFEE TABLE** (not shown), \$699, Réno-Dépôt. Artificial **PLANT**, \$249; golden **PEDESTAL**, \$40; Véronneau. Woven **VASE** (floor-standing), \$50; rattan **LANTERN** (on the sofa), \$40; resin **BIRD**, \$30; Bouclair. Black rattan **LANTERN**, \$27, Boutique Kozy. Bamboo **TRAY**, \$22; small potted artificial **PLANT** (on the shelf), \$17; Zone. Glass **PITCHER**, \$32, VdeV. Linen and cotton square **PILLOW**, \$68, Buk & Nola. Rectangular **CUSHIONS**, \$70 each, Crate and Barrel. Recycled polypropylene **CARPET**, \$50, Simons. Rattan and metal **ARMCHAIR**, \$349; rattan **SIDE TABLE**, \$129; Urban Barn. Outdoor **FIREPLACE**, 40" d., \$349, Home Depot. Jute and cotton **POUF**, \$70, Casa Luca. Cotton **THROW**, \$43, Buk & Nola. Polyester **CUSHION**, \$35, Bouclair. Artificial **PLANT**, \$249, Véronneau.



high OR low?



Whether your budget is lavish or limited, patio perfection is within reach. Can you tell which outdoor accoutrements are a save and which are a splurge? **PRODUCERS** PETER PAQUETTE AND NATHALIE PAQUIN





HIGH \$7,318

\$2,278

1 Aluminum and tempered glass **MONA TABLE**, seats 6 to 8 people, Jardin de Ville, jardindeville.com.

\$40

2 OUI Collection **CUSHION**, 18" x 18", Indigo, indigo.ca.

\$59

3 Artificial **BOXWOOD BALL**, 13" d., Véronneau, veronneau.com.

\$23

4 Lente acrylic **GLASS** by Mario Luca Giusti, Amara, amara.com.

\$89

5 Palla acrylic **PITCHER** by Mario Luca Giusti, Amara, amara.com.

\$12

6 OUI Collection melamine **PLATE**, Indigo, indigo.ca.

\$1,668

7 Dansk teak and acrylic **ARMCHAIR** by Gloster, Hauser, hauserstores.com.

\$1,540

8 Gloster LED **LANTERN**, 20D" h., Fresh, fresh.ca.

\$210

9 Knb Solution Artificial **TURF**, box of 9 12D" x 12D" tiles, Wayfair, wayfair.ca.

\$1,399

10 Teak and aluminum **TROLLEY**, Hauser, hauserstores.com.



LOW \$1,472

\$425

1 Dorchester polypropylene **TABLE**, seats 4 to 6 people, Hauser, hauserstores.com.

US\$36

2 Lemon abstract art polyester **CUSHION**, 18" x 18", Society 6, society6.com.

\$25

3 Fejka artificial **BOXWOOD BALL**, 13D" d., IKEA, ikea.ca.

\$4

4 Plastic **GLASS**, Canadian Tire, canadiantire.ca.

\$40

5 Sora acrylic **PITCHER**, Crate and Barrel, crateandbarrel.ca.

\$6

6 Canvas melamine dinner **PLATE**, Canadian Tire, canadiantire.ca.

\$374

7 Teak and fabric Elbow **CHAIR**, Rove Concepts, roveconcepts.com.

\$279

8 Vezda synthetic wicker and steel **LANTERN**, 26" h., Article, article.com.

\$45

9 Runnen artificial **GRASS**, 9 11D" x 11D" tiles, IKEA, ikea.ca.

\$238

10 Winston Porter Bielecki Eucalyptus **TROLLEY**, Wayfair, wayfair.ca.

It's a wrap:
woven seagrass
brings a touch
of texture to
this classic jug.



\$48

Glass and seagrass pitcher,
Nest and Nook Housewares,
nestandnookhousewares.com.



\$20

Blue patterned
glass pitcher,
H & M Home,
hm.com.



\$66

Amber glass pitcher from LSA
International, Amara, amara.com.

Pitcher Perfect

Pour on some style with a
pitcher that dispenses colour
and pattern along with your
favourite bevvie.



\$80

Sage stoneware
pitcher, Le Creuset,
lecreuset.ca.

\$30


Yellow relief
acrylic pitcher,
Zara Home,
zarahome.com.



Boden Aluminum
and Teak TROLLEY,
\$559, article.com

High Roller

A trolley-style bar cart is your best friend when dining al fresco. Stock this multi-purpose piece with everything you need for your signature cocktail or press it into service holding side dishes at dinner. Whatever its job, this step-saving furnishing will save you from running indoors and out to fetch forgotten accessories. Switch up its purpose for maximum versatility: holding towels and sunscreen poolside; marinades and utensils by the barbecue; or decorate it with lanterns to light up a dark corner at night. Don't forget to choose one that will stand up to the elements for easy maintenance - try teak, steel, aluminum or resin wicker.



A PLACE FOR PEACE

Natural materials and an emphasis on serenity result in a prefab with a purpose.

TEXT BETHANY LYTTLE | PHOTOGRAPHY JENNA PEFFLEY





“The pandemic really opened my eyes to what’s important in life,” says Shanty Wijaya of Allprace Homes in Los Angeles. “With everyone home so much, spaces need to be as soothing as they are functional.” And that’s certainly true of this quiet escape that Shanty created on a property that was soon to be sold. The building – a 120-square-foot nondescript prefab – was tucked rather like a hideaway at the bottom of a six-level terraced hillside. Shanty reimagined it as The Sanctuary Space, where new owners could go to meditate, read and relax. It could even be pressed into service as a studio or workspace. She started by adding new doors and cladding the exterior in slats of sustainably sourced, eco-friendly Accoya wood. Inside, wood finishes and relaxed furnishings were a natural choice. Says Shanty: “To me, the look is all about combining Japanese and Scandinavian design elements, both of which celebrate natural elements, comfort and clean lines.” Wood decking, a nearby plunge pool and lush greenery nestle this sweet space into an oasis-like setting, accomplishing Shanty’s mission to soothe in a sustainable and stylish way.

Open Air

Tucked among the trees, The Sanctuary Space, clad in slats of locally sourced Accoya wood, opens to nature via double doors that designer Shanty Wijaya added to the modular building. Raised vegetable beds flank the wooden walkway that connects the shed to a spa area. The yard offers plenty of places to lounge, meditate and dine al fresco.

Wood & Water

The freestanding Accoya wood deck is the second of six terraced decks. Its plunge pool is surrounded

by plantings, including potato vines, nandina, azalaea, camelia and cypress. A Japanese maple reaches skyward from the orb-shaped planter, which was chosen to offset the linearity of the deck’s design.

Elemental Style

Simple furnishings that emphasize natural materials provide a serene spot for reading or reflection. The leather-and-wood armchairs are drawn up to a marble coffee table atop a wool rug. The sofa provides a laid-back place to lounge while listening to the retro-style record player.



Scandinavian Simplicity

Shanty chose black paint with blue undertones for the building's exterior. A split-style Dutch door can be opened for a lovely cross-breeze. The metal outdoor lighting is simple. "It's a twist on a Scandi-farmhouse look," says Shanty.

Easy Being Green

A vintage table is surrounded with smooth plastic chairs in robin's egg blue. The outdoor dining area is framed by custom-built bench-seating and topped with store-bought outdoor cushions. The graphic lawn is fashioned from faux turf, not real grass, to reduce maintenance.

Comfort, Naturally

Built-in shelves of white oak, panel walls and maple floors ensure a space that's natural and soothing. To balance the warm woods, Shanty used silver-toned metal sconces and brought in wall art. Houseplants are a key nod to nature. A lamp with a spherical shade provides instant evening "moonlight."

DESIGN, Shanty Wijaya, Allprace Homes. **ACCENT CHAIRS**, Makers and Smiths. **RUG**, Mehraban Rugs. **COFFEE TABLE**, Article. **SCONCES**, Arteriors. **RECORD PLAYER**, Crosley. Exterior custom **BANQUETTE**, through Allprace Homes. **CHAIRS**, Article. **EXTERIOR PAINT**, Wrought Iron 2124-10, Benjamin Moore.





View to a Thrill



The interior of this cottage in Muskoka, Ontario, draws on the unpretentious beauty of its lakeside setting.

TEXT CHRISTY WRIGHT | PHOTOGRAPHY WEST OF MAIN

“**G**ood design is about enhancing a home’s best features: in this case, the view,” says Sascha LaFleur, co-founder and principal senior designer at Ottawa-based West of Main. Her design brief was to furnish the brand-new, 4,000-square-foot space so it would appeal to city slickers seeking a lakeside getaway. Sascha’s key elements – calm colours, natural fabrics, tactile textures – are numerous, but the effect is singular. “It’s timeless and cozy,” she says. “The decor flatters the natural beauty of the setting and the pieces are meant to be used and become softened with age, making them even more beautiful.”

Wide Open

The luxury of an expansive space (the ceilings here peak at 19 feet) is not without its design challenges. “It’s not a bad problem to have,” says Sascha, “but I had to create warmth in this spacious area.” She relied on rugs to define zones – a faded Persian style demarcates the dining area; a light plush one, the living. A variety of layered furnishings soften the space and help absorb sound for better acoustics, while properly scaled furniture lends impact without distracting from the beautiful sightlines. Sascha’s tip: “Ensure furniture is proportioned to the space. Go large in a big room, small in cozy areas.”



Brick by Brick

While there’s no denying the luxurious aspects of this dream kitchen – the millwork, ample custom storage, dual Wolf ranges – it is undeniably warm and welcoming. “The architect left the brick exposed to bring in more warmth, texture and visual drama to the design,” says Sascha. “It’s also a warm contrast to the high ceilings and helps create a cozier environment.” Simple island barstools ensure the window is the focal point, and introduce a dash of black for a contemporary effect and continuity with the dining chairs.

Green Scene

“For high-traffic family homes like this one, I like to use slip-covers that are durable and practical for all-season living,” says Sascha. “They’re easy-to-clean and pre-washed linen, so you can pop them in the laundry as needed.” The sofas’ squishy cushions and soft lines are smartly contrasted by the black-framed chairs. “The armchairs provide more structure and balance to the room, and we used a relaxed casual linen look for the sofas.” The designer punctuated the overall pale palette with a colour from right outside the window: green. “Select cushions are in green to reference the outdoor views, and the fresh greenery

and houseplants are something I continued throughout the home.” The black spotlights are an unexpected element that deliver an elevated rustic touch.

Warm Glow

The main-floor sunroom takes its design cue from more traditional cottages and was lined with cedar to give it a warm glow. “When the sun sets, this room has the most beautiful atmosphere,” says Sascha. She carefully selected the furniture and decor to complement the room. “The use of flowy linens, slouchy cushions, reclaimed wood and iron are repeated from the other spaces so there is continuity,” says the designer.

“Adding the tray coffee table let me create a larger seating area and also provided the opportunity to pull in ottomans or a bench, which is handy for a large family.” The cedar inspired the warmer colour palette of terracotta and periwinkle, and the soft hues highlight the cedar’s richness.

Glass Act

The use of interior glass walls is in sync with the floor-to-ceiling windows, merging the inside and out, and allowing the stunning views to be enjoyed from every angle. The black iron staircase leads to a lower-level home theatre, additional bedrooms and a walkout to the lake.



DESIGN (INTERIOR), Sascha LaFleur, West of Main. **ARCHITECTURE,** Muskoka Lumber. **BUILDER,** Northpoint Custom Homes. **WALL PAINT,** Chantilly Lace OC-65, Benjamin Moore. All **FURNITURE** and **ACCESSORIES,** West of Main.





FIELD *of* DREAMS



One couple transformed more than an acre of farmland into a blooming garden where mature trees and lush perennials flourish. **TEXT** EMMANUELLE MOZAYAN VERSCHAEVE | **PHOTOGRAPHY** PERRY MASTROVITO



When Sylvie Delisle and Pierre Leclerc took over his family's farm in Cap-Santé, Que., it was just that – a farm. First on their to-do list: build a house where they'd raise their three daughters. Next: plant their dream garden. "We sold the crop field and completely redesigned the remaining property, starting with the grass," says Sylvie. "We added trees to protect us from prevailing winds and create an intimate cocoon." A split-rail fence demarcates the garden where apple, crabapple, lime and spruce provide structure. Over the years, flowerbeds were added. "I buy quality plants in a nursery where I receive good advice," says Sylvie, who also joined a garden society to glean more ideas. "The garden is very relaxing," she says. And the beauty she and Pierre have created will be their legacy for generations to come.



OPPOSITE A replica of the family home, the playhouse was built several years ago for the couple's three daughters. Now that they've grown, the couple use the cabin to store garden tools. In the foreground, on the right: *Lysimachia clethroides*, a vigorous clump-forming plant, provides graceful arches of white blooms.

LEFT, TOP & BOTTOM Pierre and Sylvie installed the water feature themselves. "Since Pierre is a farmer, we have easy access to the necessary equipment," says Sylvie.

"We installed a canvas at the bottom of the pond, put stones around the edge and created a small waterfall to make it as natural as possible," says Sylvie. Pierre even built the foot bridge. Sylvie's selection of a wide variety of perennials ensures the garden is diverse in colour, shape and texture. In the pond itself, water lilies, cattails and rushes thrive.

ABOVE False saffron lilies (top) and daylilies provide bursts of warm colour.

Flower POWER

Set aside a lazy summer day to make these blooming lovely botanical crafts. Either as gifts or in your home, they bring the beauty of the garden indoors. **TEXT** CHANTAL LAPOINTE



1

Making the Cut

Paper cutting is an easy craft to do on a rainy day when you have time to relax – it's almost meditative. Trace patterns of simplified, stylized leaves and fronds onto cardboard in different but related colours; trim with fine scissors. To create a 3D effect, layer the cut-outs and position them into a pleasing arrangement within an embroidery hoop fitted with a backing of coloured cardboard. When the arrangement is pleasing, glue sections of each leaf or frond to the cardboard backing.



2 *Boho Blooms*

A wreath of flowers brings a pretty, poetic beauty to a room and perfectly suits a bohemian decor. Gather flowers and leafy twigs of your choice – they can be dried, artificial or even fresh for an ephemeral decoration. Attach to an embroidery hoop with floral wire and a glue gun. Hang the wreath with a lace ribbon.



3 *Full Circle*

Pressed dried flower art is a lovely way to preserve the fleeting beauty of a summer garden. Pick flowers of different sizes and colours; press them flat by placing them in a heavy book for a few weeks. To make the frame, fasten a sheet of vellum paper securely into an embroidery hoop; cut off the excess paper. Using tweezers, position petals or whole flowers on the paper; affix flowers to vellum by carefully applying liquid glue with a brush. Display in a window, where light will filter through the translucent paper and highlight the blooms.

AN EMBROIDERY HOOP IS AN IDEAL READY-MADE FRAME THAT GIVES A NOSTALGIC FEEL TO THESE PROJECTS CRAFTED WITH SUMMER'S FAIREST FLORALS.

Darryl Carter

Designer Darryl Carter on how to make your treasured antiques look fresh and modern. **TEXT** KARL LOHNES



Metal Canopy **BED**, and furniture pictured below, designed by Darryl Carter for Milling Road Furniture by Baker Furniture.




Gwenwood **HANGING LIGHT**, designed by Darryl Carter for The Urban Electric Company.

Lawyer turned designer Darryl Carter is living the dream – his dream, that is, of creating beautiful spaces. From his design firm and boutique in Washington, D.C., Darryl indulges in his life-long passion for design by creating elegant, timeless environments for private clients, as well as designing home furnishings in his signature style. We turned to Darryl for tips on how to blend traditional furnishings into our homes – minus the stuffy factor – for a modern look that's relaxed yet refined.

KL: You gave up a law career to pursue design. Was design always an interest?

DC: I have no regrets about pursuing my law degree. It was foundational and there are a host of legal considerations that a design practice such as mine encounters routinely. I was set on design as far back as I can recall. I remember moving furniture around from a very young age. If I was sent to my room as punishment, when I came out, the room would





be improved, if not redesigned – no small feat since all I was working with was twin beds and a dresser. I guess you can say it's been a talent I've had since very young.

KL: Your work balances minimal effect and maximum interest. How do you achieve that balance?

DC: There is a general temptation to place something on every bare wall. Resist it. Fewer well considered objects, furniture, art, etc., take on more impact when they have space to breathe, particularly in smaller spaces. Avoid impulse purchases as they are usually the culprit of clutter.

KL: You design many products for the home. What is the one thing that you tend to incorporate in every interior, and why?

DC: I love light fixtures and the Gwenwood from my collection with The Urban Electric Company is customizable and is often tailored to suit various spaces from bedsides to kitchen islands. The mix of structured rods and a suspended linen shade creates a blend of hard and soft that helps to discretely balance an eclectic room decor.

KL: Your interiors use a lot of warm white, brown and black. What is your go-to wall colour when working with neutral decor schemes? Are walls always off-white?

DC: My colour palettes usually read neutral – but neutral does not mean white or beige. I am, perhaps surprisingly, happy to bring colour into a room, although the colours do tend to be pale. Vibrant colours that change from room to room, particularly in small spaces, can feel like a hard stop at each room.



It's safer to have a common tonality in a procession of rooms. This is why I generally prefer a muted palette that allows an entire home's colour to flow. Two colours I tend to use most are Farrow & Ball's All White 2005, which is a warm white with no cold blue undertones, and Salt CC5, which offers a crisp, clean white finish – this is an excellent colour that allows darker wood tones to pop in a room.

KL: You're expert at mixing antiques into modern spaces. What's the secret?

DC: I am prone to a well-edited mix of modern and antique forms. To achieve balance, I tend to place very simple time-honoured forms opposite more – but still relatively simple – antique furnishings and accessories. For instance, a clean-lined sofa or coffee table, such as a Parson style, mixed with a more classical antique is a nice way to balance a room. For textiles, I tend toward neutral hushed palettes, as they are generally more lasting and outlive passing trends.

KL: What feeling do you want someone to have when they walk into their home at the end of the day, and can you tell us how you achieve that?

DC: In my view, the most successful environments share one thing in common - once you enter, there is a sense of serenity. There is a transportive quality that takes you away from all else. Elements that can encourage this feeling transcend furnishings. Simply having lights on a dimmer can make all of the difference.



PAINT, Salt CC5,
Farrow & Ball

ROOM *for all* W

With its double-storey granite fireplace, floor-to-ceiling windows and swish furnishings, this 4,500-square-foot cottage on Ontario's Lake Muskoka may appear to be all about style – but don't be fooled. "This was a function-forward design,"

Designed for plenty of together time, this cottage is all about family and lake life.

TEXT BETHANY LYTLE | **PHOTOGRAPHY** LARRY ARNAL

says designer Michelle Berwick. The clients have four grown children, each with kids of their own, and when the cottage was purchased about two years ago, the idea was that everyone could be here at once. "That's 19 people," says Michelle. "So we created multiple zones for both mingling and alone time." This included two family rooms, various outdoor gathering spots and several dining options, including an island with lake views and a breakfast area cantilevered amid the trees. "With such large windows, the lake is the focal point, and we didn't want to detract from that," says the designer. The look is crisp and clean, softened with touches of muted colour. "This is a cottage that's as stylish as it is welcoming, which is exactly how I'd describe these clients."





OPPOSITE & ABOVE On the boathouse deck, curvaceous outdoor furnishings are paired with a geometric rug and patterned cushions in lake-worthy blues. Loungers are set to take in the view. **BELOW** At the cottage's side entry, a bench and durable rug are ready for wet bathing suits and bare feet. Dual storage baskets add texture.

DESIGN, custom **PILLOWS** and **LOUNGER CUSHIONS**, Michelle Berwick Design. **BUILDER**, R-star Developments. **ARCHITECT**, Custom Cadd Inc. **OUTDOOR SEATING, UMBRELLA** and **TABLES**, Hauser. Outdoor **RUG**, Dash and Albert. Custom **ENTRYWAY BENCH**, Muskoka Living. **RUG**, Niche Decor. **BASKETS**, Tonic Living.





“The gathering place on this side of the fireplace was designed to be restful for reading, bird watching, lake gazing and conversation,” says Michelle. The sweater-rug, pair of poufs and concrete coffee table were selected for their compelling texture. Textiles in blues and greys provide a whisper of colour.

SOFA, RUG, SIDE TABLE, Elte. **POUFS,** Muskoka Living. **COFFEE TABLE,** Elte Mkt. Custom **PILLOWS,** Michelle Berwick Design. **ACCESSORIES,** Niche Decor.



“THERE ARE SEATING AREAS ON BOTH SIDES OF THE DOUBLE-FACED FIREPLACE. ONE FEATURES COOL GREYS; THE OTHER IS IN BEIGES AND MUTED PINKS. BOTH COLOUR SCHEMES WERE DERIVED FROM THE HEARTH’S GRANITE.”



ABOVE In a nook that hovers above the lake, swivel dining chairs tuck into a breakfast table that doubles as a games table for evening Scrabble tournaments.

LEFT “The seating area on this side of the fireplace features a blush-pink chair that speaks volumes about the client,” says Michelle. “She brings a sense of style wherever she goes.” A television is positioned for cuddle-time viewing with the grandkids on the sectional. Architectural

accents, such as exposed beams, bring an appropriately woody element to the cottage interior.

Custom **BREAKFAST TABLE**, **COFFEE TABLE**, Muskoka Living. **DINING CHAIRS**, Niche Decor. **PINK OCCASIONAL CHAIR**, **SECTIONAL** and **RUG**, Elte. **ACCESSORIES**, JKC Vintage Decor.



“THE WINDOWS FRAME THE LAKE. WE WANTED TO EMPHASIZE THAT, SO WE CHOSE TO GO WITHOUT DRAPES. TO PERSONALIZE THE VERTICAL SPACES, WE HUNG ART UP HIGH.”



THIS PAGE The mezzanine, which leads to a guest suite, features a sleek glass banister; the rusticity of the barn door provides texture and contrast. Beneath is the kitchen with its breathtaking lake views. The cabinetry and stools came with the cottage, as did the easy-care quartz countertops and engineered wood floors.

STOOLS, Urban Barn. Custom **BARN DOOR**, R-Star Developments. **APPLIANCES**, Miele.

OPPOSITE “The first time I stepped into this cottage, I thought of this artist right away,” says Michelle, of the four works by Petros Koublis that were installed high on the wall for prime viewing. “His photographs are watery and dream-like.”

WALL ART, Petros Koublis.

FOR SOURCES, SEE OUR WORKBOOK



glass ACT

A professional photographer turns her focus to creating a backyard greenhouse that's picture perfect.

TEXT CHRISTY WRIGHT | PHOTOGRAPHY EMILY YEWCHUK





Bigger is better. That's just what Emily Yewchuk, owner of Yew & Co., realized after building an eight-by-12-foot greenhouse at her home in British Columbia's Comox Valley. "After six months, I knew that all the things I wanted to do here would require more square footage," she says. "I was faced with a choice: stick with the greenhouse I had or expand and reconfigure it. I chose the latter and that's how the 12-by-16-foot Yew Greenhouse was born."

The professional-grade greenhouse is a serious multitasker. As well as a spot to grow flowers and food, its light-filled setting is ideal for Emily's photo shoots, and for family time with husband Tim and children Harrison (six), Autumn (five, pictured below) and Georgia (three, pictured opposite). "It's a place where the kids celebrate their birthdays, and a retreat where I can quietly water my plants and be with nature."

No greenhouse? No problem. Emily's tips parlay style into any outdoor space – gazebo, porch or potting shed.

Look Up

"Make use of vertical space for both functionality and visual interest. Adding shelves all the way to the greenhouse roof really draws the eye up and makes the space feel grand. Hanging baskets, string lights, botanical mobiles and hanging vases are all ways to take advantage of vertical space."

Stay Grounded

"I chose flagstone flooring in my first greenhouse. It was very dirty and uneven so putting any furniture inside was a wobbly mess. With this one, we worked for days prepping the ground to make sure it was solid and level and then laid 915 bricks in a herringbone pattern. It looks beautiful but also provides a really level floor."

Pot Luck

"Use pots as decor. For me, pots are like coffee mugs and I love to collect them. Not all of my pots are the same, but that's part of the charm. They are, however, all from the same colour palette: white, soft pinks and creams. I browse for pots at every garden or home decor shop I come across, but I always ensure they share the same tone, so the space, as a whole, has a cohesive feel. Layering in decorative furnishings like chairs and rugs in natural materials also makes an outdoor space feel cozy."

GREENHOUSE, B.C. Greenhouses. **GARDEN DESIGN PLANNING**, Margaret Valley Landscaping. **CARPENTER**, Resourceful Renovations. **IRRIGATION**, Monarch Irrigation. **ELECTRICAL**, Massey Electric. Holland 60mm grey **BRICKS**, Home Depot. **CHAIRS**, IKEA.



LOVE THE ONE YOU'RE WITH



It wasn't her forever home, but designer Laura Fremont gave her heart – for a time – to a fab rental in Toronto's Corktown.

TEXT BETHANY LYTTLE | PHOTOGRAPHY VALERIE WILCOX

“E ven with all the white walls, it didn't look like a rental,” says designer Laura Fremont, of her former two-floor apartment in a historic brick row house. “The finishes were modern and polished without competing with the original architecture,” she says. Other standout features included double-height ceilings, two outdoor spaces and a sleek glass stairwell.

That said, as with any rental, decisions had to be made about where to spend and where to save. She knew she and husband Simon Ioia would one day move to a bigger place – full disclosure: they already have, to accommodate the joyful arrival of daughter Paige – but Laura didn't want the rental to feel like a hotel room, either. Instead, she made judicious choices to design for the present, but with an eye to the future. →



OPPOSITE, LEFT & ABOVE “The rooftop deck was like a tree-top paradise,” says Laura, who prettied up a box-store patio set with custom accent pillows. The glass-topped coffee table was chosen for its extra storage shelf, while budget-friendly plastic chairs and metal bar were easy-care options. A tiny folding bistro set (left) from Laura's former condo was pressed into service on the apartment's secondary outdoor space: a balcony off the kitchen.

DESIGN, Laura Fremont Design. **UMBRELLA**, Wayfair. **SOFA, CHAIR, COFFEE TABLE**, HomeSense. **UPHOLSTERY** and **PILLOW SEWING**, Canadian Down & Feather Co. **SOLID PILLOWS**, Primavera Furnishings Inc. **OMBRE STRIPE PILLOWS, BASKETS**, Elte Mkt. **PLASTIC CHAIRS, balcony TABLE** and **CHAIRS**, IKEA. **CONSOLE TABLE**, CB2.

RIGHT Laura didn't want anything to detract from the beautiful modern finishes of the glass-and-wood staircase. "But we needed a place to drop our keys and sunglasses," she says. This table was the perfect size, but it was dark wood. "I sprayed it white and removed its ornate handles. It's still traditional, but the pouf brings it up to date."

POUF, IKEA. **VASE**, Vintage Fine Objects.

BELOW "To keep the dining table from floating in a sea of hardwood, I set it on a rug," says Laura, addressing the challenge of decorating an open living-dining space. A curvy mirror and curly bistro chairs offset the linear sideboard. By the mirror, Laura's impromptu watercolours added a personal element. "The colours in the wall art were so happy and match the rug - which I didn't plan!" Touches of black lent gravitas.

RATTAN LIGHT, Wayfair; custom **CANOPY** and **HARDWARE**, Residential Lighting Studio. **MIRROR**, Decorum Decorative Finds. **TABLE**, Morba. **CHAIRS**, Crate and Barrel. **BUFFET**, Shelter Furniture. **ART**, Kim Rempel (large piece beside mirror), Canvas Gallery; Laura Fremont Design (four small pieces). **FRAMING**, Elgin Picture & Frame. **RUG**, West Elm. **VASE** (on table), Absolutely Inc.



First, Laura reviewed the dimensions. “It seemed unlikely we’d have towering ceilings and double outdoor spaces in our next home, so I cut costs on ceiling fixtures and outdoor furniture. And I went cheap and cheerful on the rugs,” she says. For feel-good items, Laura spent more. “My husband and I collect art and take it wherever we go, so we invested in some new pieces.” Two splurges enhanced the livability of the place: first, since she loves to read in bed, Laura opted for an upholstered headboard; second, she went with a custom sofa since that was where the couple relaxed at night. For colour, Laura introduced blue accessories with touches of pink, anchored with smoky greys and black. Where necessary, she improvised. “When I wanted more colour in the dining area, I poured some wine, hauled out the watercolours, and painted some artwork for the wall!” The end result shows that although renting isn’t necessarily a long-term commitment, if you put your heart into it, it’s not hard – or costly – to turn a rental into your home.



ABOVE “I like to layer pieces, not line them up like soldiers in a row,” says Laura. “To bring dimension, I used tones that were already in the room, picking up on the blues and smoky tones with bowls, vases and art.” Her savvy advice? “Don’t be shy about not-perfect pieces,” says the designer. “That art is a West Elm piece from years ago that has a dented frame.”

LEFT This room’s palette was inspired by the artwork and rug. Twin stools and striped chairs from Laura’s former home look timeless with the modern fireplace. The custom sofa was dressed with pillows in blues and pink. “We debated between this navy blue ottoman versus a coffee table, but the reality was, we watched a lot of TV, so we went with the comfy option.”

FIREPLACE PAINT COLOUR, Chantilly Lace OC-65, Benjamin Moore. **ART** (over fireplace), solid blue vase (on mantel), West Elm. **BOWLS** (on mantel), solid **PILLOWS** (on sofa), **TRAY** (on ottoman), Elte Mkt. **SOFA, STOOLS**, Silva Custom Furniture. **SOFA FABRIC**, Threadcount Inc. **STOOL FABRIC**, Primavera Furnishings Inc. **RUG**, Woven Treasures. Kelly Wearstler **IKAT PILLOW**, Kravet. Mongolian lamb **PILLOW**, Absolutely Inc. Velvet **OTTOMAN**, Article.



RIGHT & ABOVE Storage solutions are welcome in any space, especially in rentals. “Rather than spend on storage, we raised the bed with blocks, and put bins underneath, and hid it all with a bed skirt,” says Laura. She improvised a dresser by pushing together two end tables. Art is important to the couple, and Laura knows that an art collection is a great way to bring personality to a rental’s white walls. The oversized piece here was an investment. “It’s beautiful to view from the bed,” says Laura.

BEDSIDE TABLES, Guff Furniture. **DRESSER, DUVET, SHAMS**, IKEA. **BEDDING THROW**, Etsy. Striped **PILLOW**, Elte Mkt. Hide **PILLOW**, Love the Design. **BENCH**, Silva Custom Furniture. **BENCH FABRIC**, Primavera Furnishings Inc. **ART**, Tony Koukos (beside window); Cobie Cruz (over dresser), Canvas Gallery; (over bed), Angus & Company. **RUG**, West Elm.



LEFT & RIGHT “The acrylic stool is vintage. I upholstered it in white leather, so it’s stylish but neutral,” says Laura. “I knew it could easily make the move to a future home.” Adding wall art, luxe towels and a couple of vases dressed up the already-chic bathroom with its light-up mirror, which is fitted with a handy hidden medicine cabinet that provides more storage.

STOOL, VASES, Vintage Fine Objects. **ART**, Isabelle Trudel-Benoit, Canvas Gallery. **HAND TOWEL**, Ginger’s.



JULY/AUGUST 2021



RELIABLE AS A FRIEND, BEAUTIFUL AS A BLOSSOM

When the flurry of June's flowers abate and the summer garden settles into a quiet green, the hydrangea blooms and it's as if the lights are lit again. Huge frothy blooms arrive with a promise to stay the season. It's hard to resist bringing armfuls of the heavy headed branches inside, some to show off in vases, some to dry for winter arrangements. And if your greed leaves the garden looking forlorn, simply plant more for next year.

It's a **FAMILY** *Affair*


TEXT CHRISTY WRIGHT
PHOTOGRAPHY JANIS NICOLAY
STYLING KRISTINE LEE



A new-build disguised as a French country house is the breezy backdrop for this family's memories-in-the-making.

There may not be better candidates for building a family abode than the Lee couple. Cory develops real estate, Kristine is the force behind the lifestyle blog, cozyandkin.com, and they're parents to daughters Lauren (10), Taylor (7) and four-month-old Georgia. When the duo, on the hunt for a larger home, saw an estate-sale tear-down in

Victoria's charming South Oak Bay neighbourhood, they immediately made an offer. "Our dream was to build a roomy house for our growing family," says Kristine. Two-and-a-half years later, their four-bedroom, 5,300-square-foot dream was a reality that – both charmingly and intentionally – looks as if it has always been there.



Alfresco Ease

The home of Cory and Kristine Lee in Victoria has its design roots in Gallic architecture. "We opted for a brick exterior, which is common in French countryside homes, but modernized it with creamy white paint," says Kristine. "We added archways inside and out for visual interest, and spent a lot of time with our designers to get the narrow casement-style windows – which are typical to most French homes – just right." The Lees love to eat alfresco and fresh veggies are always on the menu. "My Greek father, who has a passion for his vegetable garden, instilled in me at a young age the habit of eating fresh, homemade food."

ARCHITECT, Zebra Design, zebragroup.ca. **DESIGN**, Jenny Martin and Julia Estey, Jenny Martin Design. **TABLESCAPES**, Barb Walker and Shara Zimmerman Jawl, The Proper Table. **WINDOWS**, Loewen. **BRICK PAINT**, Gray Mist OC-27, Benjamin Moore. **LANDSCAPE DESIGN**, Rob Spytz Design.



Kitchen Party

The couple relied on carefully considered elements like exposed beams to impart lived-in character to the new kitchen. “We also opted for more narrow, richly coloured floor planks not commonly seen in newer builds,” says Kristine. “Our cabinet-maker distressed the oak in the kitchen and living area to give it an old-world feel, and we chose hardware and lighting with matte finishes that have a worn-in look.” A mix of Shaker and face-framed cabinetry share the space with glass fronted-uppers; a copper pantry adds warmth to the white palette. The open shelves, a decor favourite of Kristine’s, were stained the same colour as the beams, and assorted brass accents were meticulously matched to feel cohesive. The stunning Lacanche range was a worthy splurge (the couple tried one at the company’s headquarters while on holiday in France). “It’s our favourite element in the kitchen. The first meal we made on it was Julia Child’s coq au vin.” There’s even a little work station with a charging drawer for electronics – Taylor is pictured here, reading.



WALL PAINT, White Dove OC-17, Benjamin Moore. Custom **CABINETS**, Thomas Philips Woodworking. Brass **PULLS**, Colonial Bronze. Island **PENDANTS**, Visual Comfort. European oak Hakwood **FLOORING**, Island Floor Centre. **RUNNER**, Rugs USA. Ironica **BARSTOOLS**, Ton Chairs.





“I’m inspired by French provincial design and how it merges elegance with a rustic country aesthetic, creating a perfect balance between beauty and comfort. It feels lived-in and welcoming, but still impeccable.”



French Accent

The dining area's custom hutch was inspired by one the couple saw while on vacation in Beaune, France; it provides display areas for pretty accessories and stores the family's china and silverware. To fend off a formal air, Kristine opted for a rustic iron pendant light. The couple purchased the dining table more than 15 years ago and had its original dark shiny finish sprayed White Dove to match the walls and give it a casual air. "I want people to feel calm and relaxed in our home," says Kristine. "Understated elegance and mixing old with new sums up my style."

PENDANT LIGHT, RH. **RUG**, Rugs USA. **TABLESCAPE**, The Proper Table. **GRASSES**, West Elm. **WOODEN BEADS**, Nest & Nook Housewares. **EUCALYPTUS**, Rook & Rose. **ART**, McGee & Co.





Living's Easy

The great room's custom-made limestone mantel feels both grand and welcoming, and is nicely softened by the airy drapes. "I wanted window coverings that were light and not too formal, so went with unlined white Belgian linen that still lets the light in when the drapes are closed," says Kristine. "They have a relaxed feel and the iron rods match the window hardware and the other aged iron elements in our home." Tactile finishes and natural colours polish the look. "I love sticking with a very neutral colour palette but adding in warmth and texture with different materials. Creating a calm space is important to me." The hallway leading to the great room features herringbone floors and custom wall panelling that make the small space feel special.



Custom **MANTEL**, Blenard's
Décor Ltd. Gleaming Primrose
MIRROR, Anthropologie. Hallway
PENDANT, RH.





Bedroom Bliss

In the primary bedroom, a dynamic mix of textures plays against the serenity of the pale, light-filled space, while linen drapes with an iron rod continue the fresh and unfussy look of the grand room. The tufted, winged headboard is a dreamy focal point beneath the beaded, jewel-like chandelier and eye-catching Juju headdresses. Georgia's bassinet is tucked in a corner at the foot of the bed. "We bought the bassinet 10 years ago for our first born, and it keeps getting passed down from baby to baby."

BED, The Dream, The Cross Decor & Design. Francesca Beaded **CHANDELIER**, Pottery Barn. **JUJU**, Etsy. **BASSINET**, RH. **RUG**, Dash & Albert.





Serenity Now

Distressed wood vanities temper the primary bathroom's luxurious herringbone marble floor. "I wanted to add a rustic element here so it wasn't overly traditional. I like how the dark, rich vanity colour contrasts the cool whites on the floor and walls," says Kristine. She included a makeup table in the design and opted for three separate mirrors trimmed with wood to match the vanities. Brass shower fixtures exude warmth and an old-world charm that's echoed by a classic clawfoot tub in bold black.

TUB, Victoria & Albert. **FAUCETS**, Newport Brass. **STOOLS**, at vanity, Wayfair; beside bath, Serena & Lily.



Kalahari **WALLPAPER**, **LIGHT**,
MIRROR, **CRIB SKIRT**, Serena & Lily.
DRESSER, RH Kids. **ROCKING**
CHAIR, Pottery Barn Kids. Rattan
FOOT STOOLS, IKEA. Mini pebble
wool jute **RUG**, West Elm.



Nursery Cool

Baby Georgia's room is one of Kristine's favourites in the house. Its elephant-print wallpaper was the inspiration for what she calls the "neutral safari nursery." The calming colour palette is punctuated by natural accessories. "I love the warmth of wicker and rattan, and knew they'd work perfectly here, so I was so excited to add them every chance I got, from the laundry basket, mirror and light fixture to numerous hanging wall baskets," says Kristine. Tactile luxuries like the brushed boucle rocking chair, furry throw and plush wool jute rug layer in a warm and cozy feel. Safari-style toys keep the mood playful.

FOR SOURCES, SEE OUR WORKBOOK



Closet storage **BASKETS**, Pottery Barn.
Hanging wall **BASKETS**, Etsy. Stuffed **GIRAFFE**, Melissa and Doug.



THE GOOD LIFE



Roxane Joly's love of fine dining, world travel and nature helped her put down roots in Carignan, Quebec. **TEXT** MARIE-HÉLÈNE GOULET

PHOTOGRAPHY DREW HADLEY



A

love of decor, travel, epic meals in fine restaurants and the natural world were the driving passions behind Roxane Joly's design of her custom home. Mixing the unpretentious beauty of nature with memories of top hotels and long, luxurious dinners in her

favourite restaurants comprised Roxane's mood board for the project.

"I wanted to recreate a cozy restaurant atmosphere by building a house with a soul," she says. "I wanted all the details to make you feel good." →

The Green Room

A passionate traveller, Roxane created an organic look for her sunroom. Hanging lanterns picked up on a trek to Thailand draw a dramatic focus to the black ceiling where natural and artificial vegetation are woven into the custom wire mesh. "I'm an outdoor girl who loves nature. This room reflects this aspect of my personality," says Roxane. "There is no TV. It's more of a place to have a drink and chat."

DESIGN, Roxane Joly. **White oak FLOORING**, Planchers de Bois Exotique. **Wicker LANTERNS**, Etsy. **Pink SOFA**, Élément de Base. **Green SOFA**, Structube. **Terrazo COFFEE TABLE**, Zara Home. **PLANTS**, Planterra. **ARTIFICIAL PLANTS**, Véronneau.

Sensational Cellar

The magnificent wine cellar, encased and showcased behind black-trimmed glass walls, can hold 220 bottles. Above it is a valance of black sheet metal. Roxane was so pleased with the roof of the pool pavilion that she decided to bring the same material indoors. The personalized neon sign reads “Champagne svp,” (“Champagne, please”) and underlines Roxane’s love for relaxing and celebrating life in her favourite restaurants.

TABLE, Club Piscine. **CHAIRS**, Maison Corbeil. **NEON**, Lettrage Robert.

Infinite Style

The powder room looks like one you’d find in a fine restaurant. Walls of rough concrete and wooden slats add textural interest that’s reflected in the pair of mirrors, placed across from each other to create an infinity effect.

DESIGN, Guillaume Ménard and Roxane Joly. **SINK**, Wayfair. **WOODEN SLATS**, **COUNTER-TOP**, Langevin Forest. **METAL SHELF**, Soudure Lauzière.





The homeowner and real estate investor left nothing to chance in creating a soothing sensory experience, right down to the smallest details, including hidden built-in speakers in every room and aromatherapy diffusers throughout. Emblematic of Roxane's careful design is the sunroom, where she artfully mixed minimalist and mid-century elements. New furnishings cozy up to vintage treasures in this spectacular space that conjures a luxe hotel lobby replete with clubby green velvet chairs, pink sofa and a ceiling strewn with greenery and punctuated with sparkling lanterns. What makes it homey and gives it that comforting feel are the stunning views of nature and an abundance of lush tropical plants. In this home, the magic is in the mix.

Clean & Green

The contrast between the wall of white cabinetry and matte black granite on the island brings a Scandinavian touch that appeals to Roxane. "I like to use black because it's timeless and adds both character and warmth to a room," she says. "Also, while many people tend to make kitchens feminine, black brings a masculine dose that rocks the decor."

KITCHEN DESIGN, Doco. **BARSTOOLS**, Wayfair. White Corian **COUNTERTOP**, Comptoirs Verte Feuille.



Light & Bright

The design of the living room's staircase and railing feels light and open even though it is made of black metal. "In my opinion, glass railings inside bring a certain coolness to a setting," says Roxane. "I wanted a minimalist look, so I chose thin, clean-lined metal bars, which have character." She mounted the television to the railing, which gives the impression that the TV is floating, and effectively blends it into the decor.

STAIRCASE, Soudure Lauzière.
COFFEE TABLE, Vitrierie Desourdy et Fils Inc. Grey **SOFA**, Élément de Base. **CARPET**, Les Géants du Couvre-Plancher. **PLANT POTS**, Planterra.
ROUND TABLES, Structube.
MAGAZINE HOLDER, EQ3.



THE STRIKING STAIRWAY CREATES A STRONG GRAPHIC PATTERN IN THE MINIMALIST SPACE.





Boutique Bedroom

Quiet and bright, the primary bedroom evokes the mood of carefree mornings at a boutique hotel. Roxane studied many rooms at award-winning establishments, which inspired her to add lanterns that bring attention to her restored second-hand bedside tables. The different shades of cream she used blend together in a play of textures that is as warm as it is restful.

BED, RUG, HANGING CHAIRS, Wayfair. **WALL PAINT,** Chantilly Lace OC-65, Benjamin Moore. **HANGING LAMPS,** Etsy. Wicker **BASKETS,** HomeSense. Wicker **CANDLE HOLDERS,** West Elm. Concrete **BENCH,** Marketplace.





1

GET THE LOOK



2



3



4

1 HANGING CHAIR in fabric and wood by Kadell, \$126, Walmart. **2 Bori Rattan** battery-operated **LANTERN**, \$179, article.com. **3 ARTIFICIAL SANSEVIERIA**, \$80, Véronneau. **4 Atra** concrete and wood **SIDE TABLE**, \$179, article.com. **5 Lowrie** leather, jute and cotton **AREA RUG**, \$89, Urban Barn. **6 Jenay** cotton **CUSHION COVER**, \$15, Bouclair.

5



6



Sweet Suite


Roxane collaborated with designer Guillaume Ménard in creating the luxurious, spacious primary ensuite. The private refuge is dominated by a stunning marble walk-in shower that has showerheads at both ends. The curves of the bathtub and the sink soften the space. Black-trimmed frosted glass is an eye-catching and architectural addition that provides privacy for the commode.

TILE, Ciot. **TUB**, Emco. **CHAIR**, Marketplace. **CUSHION**, Simons. **VANITY DESIGN**, Guillaume Ménard.



GOLD ACCENTS BRING TO MIND
THE LOOK OF LUXURY RESORTS
AND ADD A WARM, BRIGHT
TOUCH TO THE ENSUITE.





Resort to Luxury

In love with outdoor living, Roxane created a dream backyard. The pool pavilion offers storage and a powder room, as well as adding shade and a strong linear element; backing onto it is an outdoor kitchen with room for a fridge. Roxane opted for a glass fence around the pool to keep nature on view from every vantage point. "I have a magnificent 18-foot-high hedge and a wooded area surrounds the house," she says. "I wanted to hide this landscape as little as possible." The hedge creates a cocooning feel in the stunning space where the 12-by-25-foot pool acts as centerpiece. The concrete pavers are like a frame that further focuses attention on the pool.

POOL, Okéanos. **DESIGN**, Oasis Patio. **CHAIRS, CUSHIONS**, Rona. **STOOLS**, BMR.

FOR SOURCES, SEE OUR WORKBOOK

THE HEIGHT OF THE HEDGES
CREATES A COCOONING EFFECT.



Coastal ZONES

A designer gives a Hamptons inspired beach house feel to her home on Canada's relaxed West Coast.


TEXT CHRISTY WRIGHT

PHOTOGRAPHY TRACEY AYTON



J

en O'Donnell is as relaxed as her family home. "When I'm asked about my design process, I really don't know how to put it in words," says the designer. "I just...do it." Even so, one look at her family's Ocean Park abode in South Surrey, B.C., (which she shares with her husband, two daughters and labradoodle Duke) and many words spring to mind: light, airy and casual among them. "I was inspired by modern beach houses in the Hamptons and wanted open, well-planned spaces." →



OPPOSITE Custom-made solid fir doors were left in their natural tone and sealed with a clear coat for protection.

LEFT & ABOVE The entry hall's light French oak flooring sets the tone for the home's neutral yet bright palette. Jen finished the walls with shiplap to factor in visual interest, ensuring that the panelling on the barn-style door, which leads to the gym, was perfectly in line with that of the walls so it feels more integrated. Painting the end wall black furthers the visual dynamic and is an intimation of the black accents to be found throughout the home. The dresser is an antique buffet and prized family heirloom. The rustic bench layers in a casual element and offers a practical spot for putting on shoes.

DESIGN, Jen O'Donnell, The Designory House. **WALL PAINT**, Chantilly White OC-65; **ACCENT PAINT**, Black Jack 2133-20; Benjamin Moore. Tassel **CUSHION**, Indigo. Woven plant **BASKETS**, West Coast Nurseries. Welcome **RUG, MIRROR**, IKEA. **BENCH**, Mercana. **BASKET**, Style in Form.



The family had been living in their 2,000-square-foot home for just over two years when Jen's inspiration took hold. But turning the 1970-built home into a Hamptons hideaway wouldn't be easy, so a new-build was deemed the way to go. Jen says, "Tearing down the old place and starting fresh allowed us to stay in our quiet neighbourhood steps from the beach." As well as double the square-footage, the new house netted perks like an additional bedroom, powder room and home gym. Jen did, however, opt to keep one element of the original structure: the ingenious layout of setting the main living area and kitchen on the second floor. "Reversing the traditional floor plan and putting principal rooms on the upper level lets us take advantage of the ocean views," she says. With the dazzling vista of the Pacific in view, and her modern Hamptons beach house vibe in place, it's clear that Jen's combined the best of both coasts.



“I GRAVITATE TO A MIX OF COLLECTED ITEMS AND ORGANIC ELEMENTS, OFTEN CLIPPING OVERSIZED BRANCHES AND USING THEM AS BUDGET-FRIENDLY DISPLAYS.”

OPPOSITE, TOP LEFT The couple’s home office features a framed Bob Dylan poster that sits on a dresser that Jen purchased at a thrift shop and transformed with paint and new hardware. “I love upcycling and refinishing thrift furniture,” she says. “I’ve always been an advocate of decorating on a budget.”

OPPOSITE & THIS PAGE Black metal chairs lend edge to the rusticity of the large wooden dining table. A brass chandelier has a warm presence that’s played up in the lively tablescape. “I gravitate to a mix of collected items and organic elements, often clipping oversized branches and using them as budget-friendly displays.”

Bob Dylan **POSTER**, Etsy. Antique **DRESSER PAINT**, Linen, Fat Paint. Antique dresser **HARDWARE**, Emtek. Wooden **CANDLESTICKS**, Farmhouse Pottery. **CHANDELIER**, Kichler Lighting. **DINING TABLE**, RH. **CHAIRS**, CB2.



Black-framed windows and accents feel energetic in the white kitchen. The soft metal tones of the stools tie in nicely with the dining chairs in the open-plan space and Jen likes how they tuck in perfectly beneath the island. Cupboards here hold extra dishes and vases for maximum storage.





BELOW The adorable butler's pantry is another new-build perk. "It's my favourite spot in the kitchen," says Jen. "There's a coffee maker and lots of storage room." The custom floating shelves were made from the same oak as the flooring. "I like having areas to style and display decorative items in a kitchen."

PENDANT LIGHTS, Feiss Lighting. **Aspen COUNTERTOPS**, Lido Quartz. **SINK**, Franke. **FRIDGE**, Sub-Zero. **STOOLS**, Structube. **FAUCETS**, **POT FILLER**, Delta. Cabinet **HARDWARE**, Marathon Hardware. **SCONCES**, Rejuvenation Lighting. **BASKET**, Indaba. **EGG TRAY**, two-tone **POTTERY** (holding utensils), Farmhouse Pottery. Pantry **PENDANT LIGHT**, Savoy House.



"ADDING SCONCES GIVES THE SINK AND WINDOWS EVEN MORE VISUAL APPEAL. THEY'RE ALSO GREAT FOR TASK AND MOOD LIGHTING."





Layered blankets and cushions, one of Jen's design signatures, parlay a casual West Coast look.



“NATURAL TEXTURES AND WOOD ACCENTS ADD REAL WARMTH TO THE BRIGHT WHITE LIVING ROOM.”



OPPOSITE A folding glass-door system opens up to blur the line between the living area and deck. “It was important to have spaces filled with natural light,” says Jen. Her mandate for this room was comfort with a relaxed vibe. “The deep sofa and distressed leather chairs help create this feeling, and all of the pieces can be easily rearranged if desired.”

Leather **CHAIR**, Muse and Merchant. Black and white **BLANKET**, Indaba. **COFFEE TABLE**, Lock and Mortice. **SOFA**, Stylus. **OTTOMANS**, Urban Barn. Cream tassel **CUSHION**, Anthropology Home.

BELOW & RIGHT “The front porch’s fire bowl is one of our favourite features and we sit out here a lot, day and night, to take in peek-a-boo ocean views,” says Jen. The sconce is embellished with a black metal rain chain.

FIREBOWL, Dreamcast. **SCONCE**, Ocean Pacific Lighting. **RAIN CHAIN**, HomeSense.



“THE CHANDELIER HAS A SOFT GLOW IN THE EVENING AND I LOVE ITS CURVED LINES AGAINST THE ANGULAR BEAMS.”



In the primary bedroom, Jen changed up the windows. “I opted for white interior windows here to create a neutral, softer feeling, and chose motorized roller blinds that disappear to keep the view as the room’s focal point.” The furnishings are testament to her passion for upcycling, as all of the furniture was thrifted and updated with

paint and new hardware. The natural fir beams echo the front door and living area’s beams and mantel. The pendant light adds some sparkle, while more branches, grasses and clippings layer in a natural element.

CANDLESTICKS, black dresser **HARDWARE**, CB2. Euro **PILLOW**, IKEA. **CHANDELIER**, Serena & Lily. **BASKET** (on armoire), Style in Form.

Blocks of dark colour in the dresser and bed frame punctuate the pale space and are eye-catching without being overpowering.







The shower was designed to seamlessly transition with the rest of the bathroom - no curb - and large-scale tiles minimize grout lines for easy maintenance. A bench and linear shelf detail have practical presence.
Shower **FIXTURES**, Riobel.

There is a playful informality in this impressive space thanks to Jen's styling elements of floating shelves, fresh greenery and decorative accessories.



The primary bathroom's custom vanity repeats the home's light oak elements. "I finished it with simple and minimal brass edge-pulls," says Jen. "They tie in with the sconces and I like to mix metals. I chose the oval tub for its soft curves that offset all of the room's straight lines, and added in more floating shelves and grasses for a natural, spa-like feeling."

SCONCES, Hudson Valley Lighting. Vanity **FAUCETS, TUB FILLER**, Delta. **SINKS**, Kohler. Vanity **HARDWARE**, Emtek. **BATHTUB**, Victoria & Albert. White **POTTERY**, Febe Voth Ceramics.



Catch the Wave

The burgeoning food scene and natural beauty of Atlantic Canada is explored in *A Rising Tide* by DL Acken and Emily Lycopulus. Here are a few of our favourite recipes from this gorgeous book that celebrates the best of East Coast cuisine.

RECIPES EMILY LYCOPULUS | PHOTOGRAPHY DL ACKEN



**HEIRLOOM TOMATO
SANDWICH WITH BLACK
GARLIC BUTTER**

EAST COAST LOBSTER ROLL

HEIRLOOM TOMATO SANDWICH WITH BLACK GARLIC BUTTER

SERVES 4

- ½ cup butter, softened
 - 1 bulb black garlic (at specialty food shops)
 - 8 thick slices white bakery bread
 - 4 fresh heirloom tomatoes
- Sea salt and black pepper

Place the butter in a small bowl. Using a whisk or a hand mixer, whip it until it's smooth and light. Squeeze in the bulb of garlic and continue to whisk until combined.

Generously smear the butter on one side of each slice of bread, getting right to the edges. Slice the tomatoes thickly and lay them on the bread to cover it. Sprinkle with salt and pepper to taste and serve immediately.

The sandwiches are best enjoyed the day they are made. The black garlic butter will keep in an airtight container in the fridge for up to 2 weeks.

EAST COAST LOBSTER ROLL

SERVES 4

- 1 tbsp olive oil
- ¼ cup chopped celery
- 1½ tsp smoked paprika, divided
- ½ cup mayonnaise
- ¼ cup chopped green onions
- 1 tbsp lemon juice
- 1 tsp sea salt
- ½ tsp black pepper
- 2 lb cooked lobster meat, chopped into ½-inch pieces
- 4 top-split sandwich buns or buns of your choice
- 2 tbsp melted butter
- 1 garlic clove
- 4 lemon wedges, for serving

Fresh Whipped Tartar Sauce or dipping sauce of your choice, for serving (see recipe, page 94)

In a large skillet over high heat, place the oil, celery and ½ teaspoon of paprika. Sauté for 2 to 3 minutes, until the celery begins to wilt and becomes translucent. Set aside to cool in the skillet.

Transfer the cooled celery mixture to a large bowl and add the remaining 1 teaspoon of paprika, mayonnaise, green onions, lemon

juice, salt and pepper. Add the lobster and, using a wooden spoon, stir to combine. Chill, uncovered, in the fridge for 5 to 10 minutes.

Meanwhile, preheat the broiler to low. Slice the buns along the top seam and spread open. Lightly brush the inside of each bun with the melted butter and place the buns butter side up under the broiler until the edges and insides

start to crisp and turn golden, about 1 minute. Remove from the oven. Slice the garlic clove in half and rub the cut side of the clove on the inside of each warm bun.

Fill each bun with one-quarter of the chilled lobster mixture. Garnish each plate with a lemon wedge and serve immediately with your choice of dipping sauce on the side.



FRESH WHIPPED TARTAR SAUCE

MAKES 1½ CUPS

- 2 egg yolks, at room temperature
- 2 tbsp lemon juice, at room temperature, divided
- 1 tbsp white wine vinegar
- 1 tsp creamy Dijon mustard, at room temperature
- 1 cup neutral oil
- 1 tsp sea salt
- 1 tsp white pepper
- ½ tsp paprika
- 2 medium dill pickles

- 1 tbsp capers
- 2 tbsp chopped dill

Warm a heavy-bottomed mixing bowl under hot running water and wipe dry. Add the yolks and whisk for 30 seconds to 1 minute, until they are a light to creamy pale yellow colour and starting to leave ribbons behind as you whisk. Add 1 tablespoon of the lemon juice, the vinegar and mustard and whisk for 1 minute to fully combine and emulsify. Slowly begin to add the oil, starting with a few droplets at a

time, whisking constantly to ensure the yolk is absorbing it. Once 1 to 2 tablespoons of the oil have been absorbed and the mixture is light in colour and thickened slightly, pour in the rest of the oil in a very fine, steady stream, whisking constantly. The mixture will be very thick, creamy white, and the consistency of thickly whipped cream. Whisk in the remaining 1 tablespoon of the lemon juice, the salt, pepper and paprika.

Dice the pickles and roughly chop the capers, squeezing them to drain off any excess juices. Using a spatula, mix the pickles, capers and dill into the egg yolk mixture. Chill, covered, in the fridge for at least 1 hour to allow the flavours to develop before serving. The tartar sauce will keep in an airtight container in the fridge for up to 2 weeks.

TRICOLOUR BEET & LENTIL SALAD

SERVES 4

- 2 lb mixed candy cane, golden and sugar beets
- 1 cup dried French lentils
- 1½ tsp sea salt, divided
- ¼ cup olive oil
- 2 tbsp white wine vinegar
- 1 cup Greek yogurt
- 2 tbsp lemon juice
- 1 tsp ground cumin
- Beet microgreens, for garnish

Preheat the oven to 375°F.

Scrub the beets, keeping each variety separate so the colours won't bleed. Using a paring knife or vegetable peeler, peel the candy cane beets; slice into wedges and set aside. Repeat with the golden beets, and then the sugar beets. Continue to keep the colours separate.

Wrap each colour separately in aluminum foil. Roast until fork-tender, 30 to 45 minutes. Remove from the oven and allow to cool slightly. While the beets are cooking, rinse the lentils well, place in a medium pot and add just enough water to cover them. Cover the pot and bring the water to a boil, then turn down the heat to low and set the lid slightly ajar. Simmer until all the water is absorbed and the lentils are fork-tender, 30 to 45 minutes. Remove from the heat and fluff with a fork. Drizzle 1 tsp of the salt, the oil, and vinegar over top, and mix well with a wooden spoon to evenly coat the lentils. In a small bowl, whisk together the remaining ½ teaspoon of salt, the yogurt, lemon juice and cumin until fully combined. Spoon the lentils onto a serving platter, arrange the beets on top, and drizzle with the yogurt dressing. Garnish with microgreens and serve.



**TRICOLOUR BEET
& LENTIL SALAD**

This salad is lovely served warm or chilled. Once dressed with the yogurt, it's best enjoyed the day it's made, although the various components will keep in separate airtight containers in the fridge for up to 1 week.


BEACH CHAIR MUSSELS

SERVES 2 TO 4

- 2 tbsp olive oil
- 1 tbsp butter
- ½ cup diced sweet onion
- 2 cloves garlic, thinly sliced
- 1 tsp sea salt
- 2 tsp honey
- 1–2 tsp hot sauce
- 1 (473 ml) can PEI Brewing Company's Beach Chair Lager
- 2 lb fresh PEI blue mussels in shells, bearded
- ½ cup chopped parsley
- Crusty bread, for serving

In a Dutch oven over medium-high heat, place the oil and butter. Once the butter has melted, add the onions and garlic, and sauté for about 3 minutes, until the onions become translucent. Add the salt, followed by the honey and hot sauce, and simmer for 1 to 2 more minutes. Slowly pour in the beer, making sure it doesn't foam, and bring the mixture to a low boil.

Add the mussels and cover the pan. Steam the mussels for about 7 minutes, until they are all open. Discard any that don't open. Portion the mussels into serving bowls, top each with a few ladlefuls of the steaming liquor, garnish with parsley, and serve immediately with lots of crusty bread.



Find more tantalizing recipes in *A Rising Tide* by DL Acken and Emily Lycopoulis, Penguin Random House, \$35.

BEACH CHAIR MUSSELS



SOURCE GUIDE

Where to find the products featured on our pages.

A

Absolutely Inc.
absolutelyinc.com

Angus & Company
angusandcompany.ca

Anthropologie
anthropologie.com

Arteriors
arteriorshome.com

Article
article.com

B

Baker Furniture
bakerfurniture.com

BC Greenhouse Builders Ltd.
bcgreenhouses.com

Benjamin Moore
benjaminmoore.com

Blenard's Décor Ltd.
blenardsdecor.ca

BMR
bmr.ca

Bouclair
bouclair.com

Bref
brefmtl.com

Buk & Nola
buknola.com

C

Canadian Down & Feather Company
canadiandownandfeather.com

Canvas Gallery
canvasgallery.ca

Casa Luca
casaluca.com

CB2
cb2.ca

Chapters Indigo
chapters.indigo.ca

Ciot
ciot.com

Club Piscine Super Fitness
clubpiscine.ca

Cobie Cruz
cobiecruzart.com

Colonial Bronze Co.
colonialbronze.com

Comptoirs Verte Feuille
comptoirsvertefeuille.com

Crate and Barrel
crateandbarrel.ca

Crosley
crosleyradio.com

Custom CADD Inc.
custom-cadd.com

D

Darryl Carter Designer
darrylcarter.com

Dash & Albert
annieselke.com

DDD Shop
boutiqueddd.com

Decorum Decorative Finds
ddfhome.net

Delta
deltalight.com

DoCo
doco.ca

Dreamcast Design & Production
dreamcastdesign.com

E

Élément de Base
elementdebase.com

Elgin Picture & Frame Inc.
elginpictureandframe.com

Elte
elte.com

Elte Mkt.
eltemkt.com

Emco Corporation
emco.ca

Emtek Hardware
emtek.com

EQ3
eq3.com

Etsy
etsy.com

F

Farmhouse Pottery
pacepottery.com

Farrow & Ball
farrow-ball.com

Fat Paint Company
thefatpaintcompany.com

Febe Voth Ceramics
febe-voth-ceramics.square.site

Feiss Lighting Experts
murrayfeisslight.com

Franke Canada
franke.com

G

Ginger's
gingerco.com

Guff Furniture
gufffurniture.com

Guillaume Ménard Designer
menarddworkind.com

H

H&M Home
www2.hm.com

Hauser
hauserstores.com

Home Depot
homedepot.ca

HomeSense
homesense.ca

Hudson Valley Lighting
hudsonvalleylighting.hvlgroup.com

I

IKEA
ikea.ca

Indaba
ca.indabatrading.com

Island Floor Centre
islandfloors.com

J

Jen O'Donnell Designer
thedesignoryhouse.com

Jenny Martin Design
jennymartindesign.com

K

Kichler Lighting
kichler.com

Kim Rempel
kimrempel.com

Kohler Co.
kohler.ca

Kozy Shop
boutiquekozy.ca

Kravet
kravet.com

Kristine Lee
cozyandkin.com, @lee_kristine

L

Langevin Forest
langevinforest.com

Laura Fremont Design
laurafremontdesign.com

Lettrage Robert
lettragerobert.com

Lido Quartz Surfaces
lidoquartz.com

Lock & Mortice
lockandmorice.com

Loewen Windows
loewen.com

M

Maison Corbeil
maisoncorbeil.com

Marathon Hardware
marathonhardware.com

Massey Electric
masseyelectric.ca

McGee and Co.
mcgeeandco.com

Mehraban Rugs
mehraban.com

Melissa and Doug
melissaanddoug.com

Mercana
mercana.com

Michelle Berwick Design
michelleberwickdesign.com

Miele
miele.ca

Milling Road Furniture
bakerfurniture.com

Monarch Irrigation
monarchirrigation.com

Muse and Merchant
museandmerchant.com

Muskoka Living Interiors
muskokaliving.ca

Muskoka Lumber
muskokalumber.ca

Must
mustsociete.com

N

Nest & Nook Housewares
nestandnookhousewares.com

Newport Brass
newportbrass.com

Niche Décor
nichedecor.ca

North Pointe Custom Homes
northpointehomes.ca

Nüspace
nuspace.ca

O

Ocean Pacific Lighting
oceanpacificlighting.com

Okéanos Pools
piscine-quebec.com

Petros Koublis
petroskoublis.com

P

Planchers de Bois Exotique Flooring
valentinoflooring.ca

Planterra Plants
planterra.ca

Pottery Barn
potterybarn.ca

Pottery Barn Kids
potterybarnkids.ca

Primavera Interior Furnishings
primaverafurnishings.com

R

R-Star Developments
r-star.ca

Rejuvenation Lighting
rejuvenation.com

Réno-Dépôt
renodepot.com

Residential Lighting Studio
residentiallightingstudio.com

Resourceful Renovations
resourcefulrenovations.ca

RH
rh.com

RH Baby & Child
rhhbabyandchild.com

Riobel
riobel.ca

Rob Spytz Design
robspytz.com

Rona
rona.ca

Rook & Rose Flower Shop
rookandrose.com

Rugs USA
rugsusa.com

S

Sascha LaFleur Designer
westofmaindesign.com

Savoy House
savoyhouse.com

Serena and Lily
serenaandlily.com

Shanty Wijaya
@allprace

Shelter Furniture
shelterfurniture.ca

Silva Custom Furniture
silva4home.com

Simons
simons.ca

Soudure Lauzière
soudurelauziere.ca

Structube
structube.com

Style in Form
styleinform.com

Stylus
stylussofas.com

Sub-Zero
ca.subzero-wolf.com

T

The Cross Decor & Design
thecrossdesign.com

The Floor Covering Giants
eplusgrandchoix.com

The Proper Table
theproperable.ca

The Urban Electric Company
urbanelectric.com

Thomas Philips Woodworking Ltd
thomasphilipswoodworking.com

Threadcount Textile & Design Inc.
threadcountinc.com

Ton Chairs
ton.eu

Tonic Living
tonicliving.com

Tony Koukos
tonykoukos.com

U

Urban Barn
urbanbarn.com

V

VdeV
vdevmaison.com

Véronneau
veronneau.com

Vintage Fine Objects
vintagefineobjects.com

Visual Comfort
visualcomfort.com

Vitrierie Desourdy et Fils
vitrieriedesourdy.com

W

Walmart
walmart.ca

Wayfair
wayfair.ca

West Coast Nurseries
westcoastnurseries.com

West Elm
westelm.com

West of Main
westofmain.com

Woven Treasures
416-943-0538

Z

Zara Home
zarahome.com

Zebra Design
zebragroup.ca

Zone
zonemaison.com



11 Outdoor LIGHTS

When long summer days turn to warm summer nights on patios, balconies and decks, the right lighting makes the mood magical.

1 Blomus Ani LED lamp, \$179, GRShop, grshop.com. **2** Cobanna black steel pendant, \$80, Rona, rona.ca. **3** Danson Decor LED lights (set of 10), \$20, Rona, rona.ca. **4** Lantern with rope handle, \$35, Bouclair, bouclair.com. **5** Bori lantern stand set, \$279, Article, article.com. **6** Cambridge lantern from Canvas, \$25, Canadian Tire, canadiantire.ca. **7** Bolleke light, \$159, Fat Boy, fatboycanada.com. **8** Lucca portable lamp, \$214, Amara, amara.com. **9** Solvinden solar suspension, \$13, IKEA, ikea.ca. **10** Ora lantern (medium), \$60; Archer wall-mounted lantern hook, \$26; Crate and Barrel, crateandbarrel.com. **11** Canarm Wallace wall light, \$54, Home Depot, homedepot.ca.

SPECIAL OFFER

CANADA'S **style at home**

30+ pages of outdoor decorating ideas

SUMMER
INDOORS & OUT

save up to **56%**
off the newsstand cover price.

1 year for only
\$23⁹⁵ + taxes

+ MODERN STYLE BEACH HOUSE
Canada's West Coast Meets the Hamptons

Style at Home is Canada's top resource to inspire **FABULOUS DECORATING, LATEST DESIGN** and **ENTERTAINING IDEAS**.

styleathome.com/subscribe

Please allow 4-8 weeks for delivery of the first issue. Offer valid in Canada only until September 30, 2021.

STRUCTUBE

SHOP ONLINE AT STRUCTUBE.COM

\$399
KABBANN
acacia wood dining
table 185 cm

\$129
ESTER
dining chair

**Low
Prices**
—
AMAZING STYLES

With 74 stores across the country, Structube is the shopping destination to discover a wide selection of modern and trendy furniture offered at exceptionally low prices.*

*Structube reserves the right to make any price changes without prior notice.



FREE DELIVERY

Enjoy free delivery with orders over **\$299.***
Visit structube.com for more details.

*Certain conditions may apply.